


LEC-2136

Fanless Industrial PC with Dual Core Intel Atom D525 1.8GHz CPU Preliminary Specifications



Features

Intel® Atom™ D525

Dual core Intel Atom D525 features 1.8GHz clock speed and a 1MB cache. It utilizes 13W of power.

Easily opened chassis

The bottom cover can be opened by unscrewing, allowing fast installation or replacement of the internal CF, HDD, memory and Mini-PCIe devices.

Fanless

The lifespan of this IPCs has been extended by removing the most easily damaged component, the fan.

Intel network controllers

The appliance uses top-of-the-line Intel NICs giving the customer the benefits of quality design and thorough engineering.

Integrated SIM card reader

Integrated in a mini-PCIe slot, the SIM card readers allow for users to enable 3G use for their IPC.

Dust proof design

Solid chassis design with a fanless interior allows for this product to be completely dustproof when installed correctly, insuring longevity of the product.

Screw-locked power plug

This power plug is made to screw directly into the appliance chassis, allowing secure power connection in even the harshest of settings.

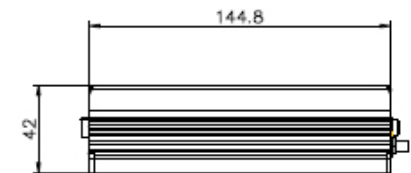
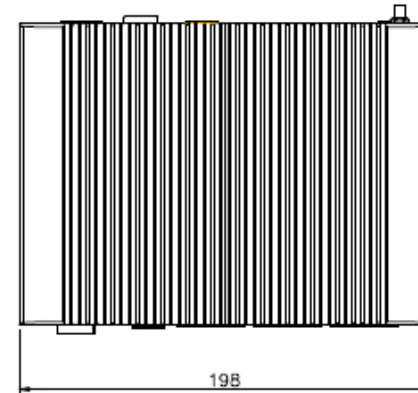
VGA display port

This platform comes with a VGA display port to allow easy integration with any signage set-up.

LED indicators

LED indicators makes it easy to check working status.

Dimensions: 198x42x145mm (7.80"x 1.65"x 5.71")



Specifications

Dimensions (WxHxD)		198x42x145mm (7.80" x 1.65" x 5.71")	
Processor		Intel ATOM D525 1.8GHz	
Chipset		Intel ICH8M	
System Memory	Technology	DDR3 SODIMM x1	
	Max. Capacity	Up to 4GB	
Storage	IDE	CF socket Type I/II x1	
	SATA	2.5" SSD/HDD drive bay x1	
Ethernet Controller		Intel 82574L x1 (LAN 1) Intel 82583V x5 (LAN 2~6)	
Graphic Controller		Intel Integrated Graphics Media Accelerator 3150	
Audio Controller		N/A	
IO	LAN	GbE RJ45 x6	
	Display	DB15 x1 for VGA (2048 x 1536)	
	Video Grabber	N/A	
	Audio	N/A	
	Serial I/O	RJ-45 x1 for RS-232 as console port Internal Pin-header for RS-232 x1	
	GPS	N/A	
	Digital I/O	N/A	
	USB 2.0	Type A x4	
	Power Input	2-pin terminal block	
	Expansion	Mini-PCIe x1 (with SIM card reader)	
	Others	External:	Power-On Button, SMA Antenna Hole x1, Reset
		Internal:	PS/2 Keyboard & Mouse, +5Vdc output
Power Input		+18~36Vdc; ATX mode	
AC Adapter		Ordering option	
Hardware Monitor		Winbond W83627 integrated Watchdog Time 1~255 level	
OS Support		Linux Kernel 2.6.32 or later, Microsoft Windows 7/7 Embedded/ XP/XP Embedded	
Certifications		CE, FCC Class A	
Compliance		N/A	
Operating Temperature Range	With Industrial Components	0~40°C / 32~104°F	
	With Commercial Components	0~40°C / 32~104°F	

Ordering Information

LEC-2136A	Intel Dual Core Atom D525 1.8GHz CPU, w/ 6x RJ45 Intel GbE Ports, One Console Port, VGA Display, +18~36V DC Input, suitable for machine vision solutions.
-----------	---

Standard Accessories

080W1N2201001	SATA SSD / HDD cable w/ power
----------------------	-------------------------------

Optional Power Accessories

0P0W060240A01	AC Adapter 60W 24V/5A, 2-pin terminal block
080W240318306	US Power Cord
080W240318305	Schuko (EU) Power Cord
080W240318301	UK Power Cord
080W240318307	China Power Cord
080W240318309	Japan Power Cord

Optional Mounting Brackets

SE9ESA900R100	Wall Mount - 4
PE9ESA8300100	VESA Mount
PE9ESA8310100	RACK Mount
090W405000001	DIN Rail Mount

Optional Accessories

0TAW34600Z01	3G Module: Novatel E346 (**MOQ 50)
0TAWQ802XKZ02	Wi-Fi Module: 802.11 b/g/n Mini-PCIe card